

Infusing Intelligence into
Aviation Enterprise Applications

AI & ML POWERED MRO SOFTWARE



Airlines



Heli Ops



MROs



Charters



Defense



OEMs



Drones/
eVTOLs



CONNECT TO THE FUTURE WITH RAMCO





Airlines



Heli Ops



Defense



MROs



Drones



UAVs



OEMs

Leading Enterprise software company serving
Aviation, Aerospace and
Defense
industry

NSE:
RAMCOSYS

29
countries

90+
customers

Part of \$1
Billion Ramco
group

25+ years
of innovation

Supports
4000+
Aircraft

24000+
users in
Aviation

ramco

Ramco Aviation Software addresses the key needs of the defense industry

Challenges Faced in Defense Asset Management

- **Lack of Visibility**
 - Into mission readiness and drill down
 - Into and across global supply chain
 - Into options for optimal procurement
- **Lack of Integration** (and leverage)
 - across platforms, programs, across functional areas
- **Lack of Agility and Response**
 - to respond to mission critical events
- **Archaic Technology**
 - Passive ERP with limited Automation, manually intensive and duplicate operations



Ramco Capabilities

- Mission Readiness Tracking – as per Task Order Requirements
- Global Supply Chain Visibility
- DCMA Compliance – For Cost Accounting and Contract tracking
- ITAR and Export Compliance
- Inventory Ownership Tracking – Customer, Govt , Owned, etc.


ramco

Ramco Aviation Software

Onboard a Single platform On Cloud / On Premise

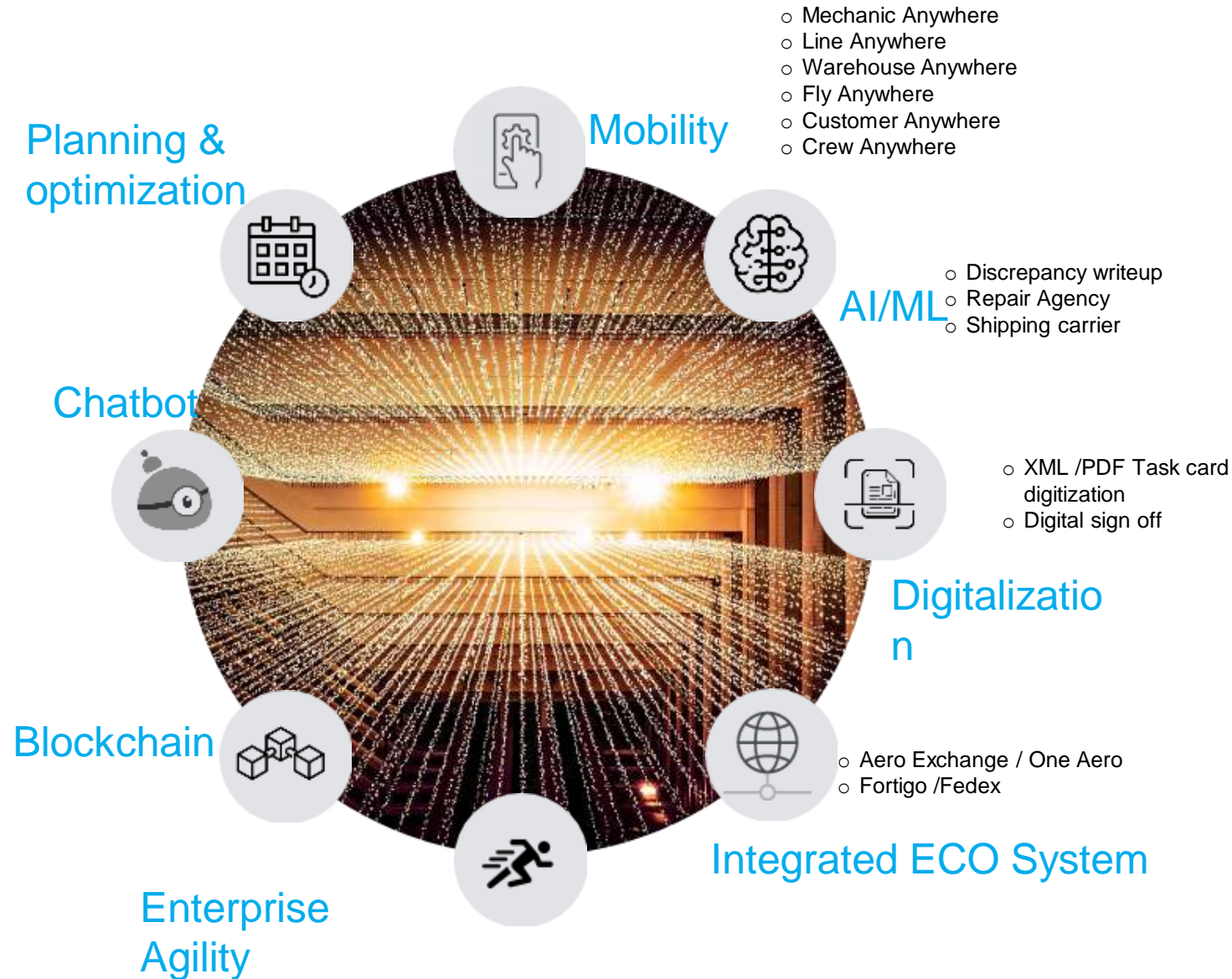
Engineering & CAMO	Maintenance	Supply Chain		MRO & Part Sales	Flight Operations	Safety, Quality, Compl.	Manufacturing	Employee Management	Finance & Accounting
Configuration Management	Line Maintenance	Parts Administration	Supplier Management	Customer Management	Journey Log Entry	Compliance Reporting	Product Data Management	Employee Information	Enterprise Setup
Maintenance Program	Hangar Maintenance	Warehouse Management	Procurement Administration	Contract Management	Flight Charter Contracting	Quality Audit Management	Planning and Scheduling	Certifications & Qualification	General Accounting
Technical Records	Engine Maintenance	Material Planning	Repair & Exchange Mgt.	Customer Order Management	Flight Sheet Management	Occurrence Reporting	Manufacturing Execution		Accounts Payable
AD & SB Management	Shop Maintenance	Stock Management	Loan & Borrow	Quotation and Pricing	Crew Scheduling	Standard Reliability	Engineering Change		Accounts Receivable
Maintenance Planning	Tool & GSE Management	Physical Inventory & CC	PBH & Consignment	Part Pooling & Exchanges	EFB Central	Management Accounting			
Task Card Management	Dent & Buckle Administration	Inventory Analysis	Claims & Warranty Mgt.	Part Sale Management	Flight Contract Invoice	Fixed Assets			
Library Management	Assignments & Time Tracking	Scrap Management	Goods Receipt	MRO Warranty	MRO Invoice				
e-Publication	e-Signoff	Shipping	Financial Posting Engine						

Enterprise Add-ons

Hubs			Mobility		Platforms		In-memory Planning & Optimization (iPO)		Eco-System	
Work Reporting Hub	Procurement Hub	Customer Order Hub	Warehouse Anywhere	Approval Anywhere	Workflow	Integration Gateway (iRIS)	Resource Optimization	Inventory Optimization	SPEC 2000	FedEx
Shop – Quick Actions Hub	Inventory Hub	Fixed Asset Hub	Mechanic Anywhere	Tool Anywhere	Dashboards	MAIL IT	Digitization		Customer Portal	OEM Data Interface
Technical Records Hub	Repair Hub	Accounts Payable Hub	Manage Anywhere	Fly Anywhere (EFB)	AI / ML	BoTs	Digital Task Card	E-forms		
Engineering Hub	Demand Hub	Financial closure Hub	Line Anywhere (Offline)	Crew Anywhere	Report Writer	I-Extension Development Kit				
Engine Visit Hub	Part Kitting Hub	Fleet Overview Hub	Route Anywhere							

ramco

Key technology drivers of Digital Transformation



Engine Maintenance
AIRFRAME
Maintenance Component
Maintenance Engineering & Tech
Records
Manufacturing
External
Repairs
Commercial
Advanced
SCM
Financial
S

Mobile Apps for each role in an MRO organization

ANYWHERE APPS



Warehouse
Anywhere



Mechanic
Anywhere



Line
Anywhere



Crew
Anywhere



Route
Anywhere



Approve
Anywhere



Tool
Anywhere



Manage
Anywhere



Fly
Anywhere



Bar
Codes



AI / ML



E
Sign



Notifications



Voice



Offline



Facial & Camera



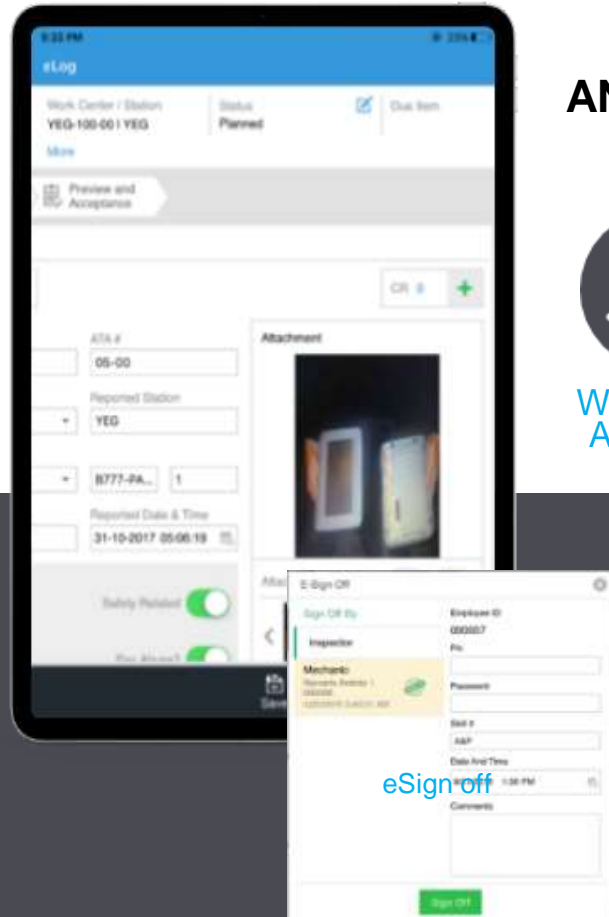
Chat
s



Multi-language



Maps &
Live
Tracking



Mission Readiness Dashboard for managing Asset Availability...

A detailed, Dynamic, and Real Time Dashboard

Fleet Status Dashboard

Aircraft Model#

Aircraft Reg#

Squadron

As on 25/05/2021

Fully Mission Capable

Squadron 124

ANX-100

ANX-101

ANX-102

ANX-706

ANX-707

ANX-708

ANX-709

ANX-710

ANX-711

Squadron 223

ANX-103

ANX-104

ANX-701

ANX-800

ANX-801

ANX-802

ANX-803

ANX-804

ANX-805

Squadron 333

ANX-200

ANX-201

ANX-502

ANX-503

ANX-613

ANX-614

ANX-615

ANX-616

ANX-616

Squadron 444

ANX-604

ANX-605

ANX-606

ANX-607

ANX-608

ANX-609

ANX-610

ANX-611

ANX-612

Partial Mission Capable Supply

Squadron 124

ANX-702

Squadron 223

ANX-400

Squadron 333

ANX-202

Squadron 444

ANX-603

Non-Mission Capable Supply

Squadron 124

ANX-704

Squadron 223

ANX-402

Squadron 333

ANX-500

Squadron 444

ANX-601

Partial Mission Capable Maintenance

Squadron 124

ANX-703

Squadron 223

ANX-401

Squadron 333

ANX-203

Squadron 444

ANX-602

Non-Mission Capable Maintenance

Squadron 124

ANX-705

Squadron 223

ANX-700

Squadron 333

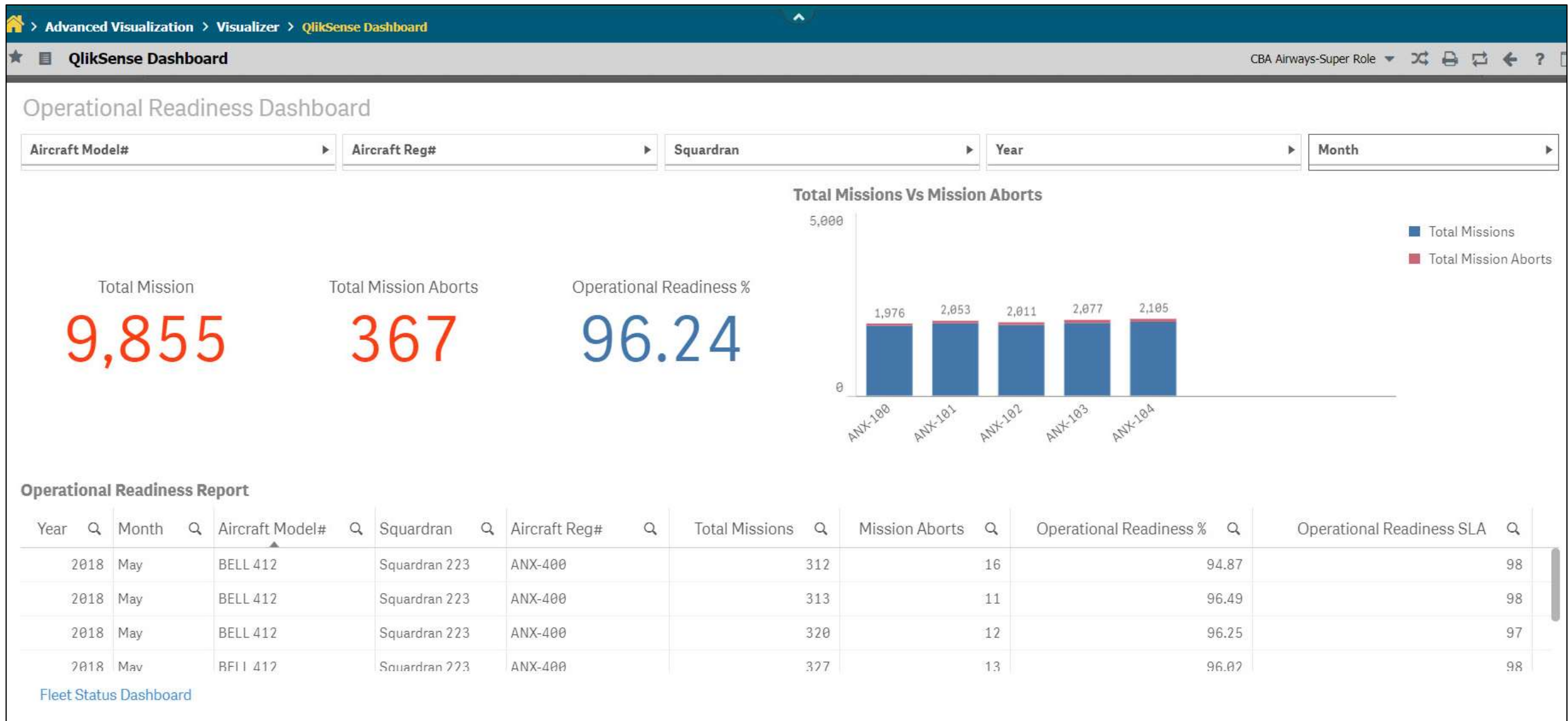
ANX-501

Squadron 444

ANX-600

Operational Readiness dashboard

...along with Operational Readiness Rate Visibility



Global Visibility of Inventory

Inquire Material Count and Location Information

Part # 125329D1 ☒ Owned ☐ Supplier # Customer # Trading Partner #

Material Count Summary

125329D1 ACTUATOR Component A320 EA 20806 No Of Alt Part 4 Serviceable Un-Serviceable

#	Main / Alternate Part #	Total Qty	Stock Value	WH	Due In - Others	Due In - On Orders	Due Out	PR	WH	Due In - Others	Due In - On Orders	Due Out	PR
1	125329D1	776.00	2,453,075.91	672.00	83.00	433.00	317.00	382.00	13.00	8.00	14.00	7.00	0.00
2	10-61286-1	5.00	0.00	4.00	1.00	0.00	0.00	0.00	0.00	0.00	0.00	0.00	0.00
3	10-61359-3	4.00	0.00	4.00	0.00	0.00	0.00	0.00	0.00	0.00	0.00	0.00	0.00
4	9082-10	0.00	0.00	0.00	0.00	0.00	0.00	0.00	0.00	0.00	0.00	0.00	0.00
5	R15048	14.00	157,666.70	11.00	3.00	0.00	0.00	0.00	0.00	0.00	0.00	0.00	0.00
6	TOTAL	799.00	2,610,742.61	691.00	87.00	433.00	317.00	382.00	13.00	8.00	14.00	7.00	0.00

Part # ALL ACTUATOR 20806

Due In / Due Out Summary

Entity	Sub-Entity	Serviceable	Unserviceable
Due-In-Others			
	Spares Due	0.00	0.00
	In Shop Due	0.00	1.00
	Pending return	21.00	1.00
	Under Return	1.00	3.00
	In Transit	10.00	0.00
	Under Receipt	55.00	3.00
	Quarantined Receipt	0.00	0.00
Due-In-On Orders			
Due Out			
	Material Request	317.00	0.00
	Loaned Pending Return	0.00	0.00
	Pending Core - Exchange PO	0.00	7.00

Warehouse Qty Summary

The map displays global warehouse locations marked with red pins. Locations include the United States, Canada, Mexico, Central and South America (Venezuela, Colombia, Peru, Bolivia, Brazil, Chile), Europe (United Kingdom, Germany, France, Spain, Italy, Turkey, Poland, Sweden, Norway, Finland, Russia), Africa (Algeria, Libya, Egypt, Sudan, Chad, Nigeria, Mali, Niger, DR Congo, Angola, Namibia, Botswana, Madagascar, South Africa), and Asia (Iran, Afghanistan, Pakistan, India, Thailand).

Thank You

The background is a dark blue field filled with numerous small white dots. A large, three-dimensional wireframe pyramid, composed of glowing blue lines and dots, is positioned on the right side, pointing towards the top right. Scattered throughout the lower half of the image are various smaller geometric shapes, including triangles and lines, some of which are also glowing with a blue light.