




# Fall Cleanup Checklist: Everything You Need for a Healthy Landscape

Soil and Seed Landscaping - January 16, 2025  
Fall Cleanup Services / Spring Clean Up

Hi there, have a question?  
Text us here.

As the vibrant hues of autumn transform your landscape, it's time to shift gears and prepare for a seasonal change. **Fall cleanup** is more than just a chore; it's an essential step in maintaining the beauty and health of your outdoor space. With leaves falling like confetti from trees and summer blooms fading,



this is the perfect opportunity to tidy up and set your landscape up for success in the months ahead.

Imagine stepping outside into a yard that looks refreshed and ready for winter. A thorough **fall cleanup** ensures not only aesthetic appeal but also promotes healthy growth come springtime. Whether you're tackling it yourself or hiring professionals, having a solid plan can make all the difference.

Let's dive into everything you need to know about creating that crisp, clean outdoor environment this fall!

## Why Fall Cleanup is Important

Fall cleanup plays a vital role in preparing your landscape for the colder months. As leaves blanket your lawn, they can suffocate grass and create a breeding ground for pests and diseases. Timely removal prevents these issues, ensuring your yard stays healthy.

Additionally, cleaning up debris protects plant life from winter stress. Fallen branches and dead plants can hinder growth and invite unwanted critters into your garden. An organized space promotes better air circulation and sunlight exposure.

Engaging in fall maintenance also sets you up for an easier spring revival. The groundwork laid during this season will save you time when it's finally warm enough to enjoy all that hard work again.

A well-maintained landscape not only enhances curb appeal but provides a welcoming environment as nature transitions into dormancy. Prioritizing **fall cleanup** ensures that every aspect of your outdoor space is prepped for whatever lies ahead.

**Important Read:** [What You Need To Know About Spring Clean Up And Fall Clean Up](#)

## Benefits of a Healthy Landscape

A healthy landscape brings beauty and tranquility to your surroundings. Lush greenery, vibrant flowers, and well-kept lawns create an inviting atmosphere that enhances your home's curb appeal.

Beyond aesthetics, a thriving landscape plays a crucial role in environmental health. Plants absorb carbon dioxide and release oxygen, improving air quality for you and your family.

Moreover, a healthy yard supports biodiversity. It provides habitat for birds, insects, and other wildlife beneficial to the ecosystem.

Well-maintained landscapes can also boost property value. Potential buyers often seek homes with manicured gardens or yards that require minimal work upon purchase.

Spending time in nature has proven mental health benefits. Whether it's gardening or simply enjoying the view from your porch, nurturing your outdoor space contributes positively to overall well-being.

## Preparing for Fall Cleanup: Tools and Supplies You'll Need

As the leaves begin to fall, it's time to gear up for your **fall cleanup**. Having the right tools can make a significant difference in tackling this seasonal task.

1. Start with a sturdy rake. A good-quality rake will help you gather those pesky leaves quickly and efficiently. Consider investing in a leaf blower as well; it can speed up the process considerably.
2. Don't forget about bags or containers for collecting debris. Compostable yard waste bags are eco-friendly options that many municipalities recommend.
3. Gloves are essential too—protecting your hands from sharp twigs and prickly plants is crucial during cleanup.
4. Consider safety goggles if you're using powered equipment like blowers or shredders. Keeping yourself safe while maintaining your landscape should always be a top priority!

## Step-by-Step Guide to Fall Cleanup

1. Start your fall cleanup by surveying your landscape. Take note of the areas that need attention, especially where leaves have piled up.
2. Next, gather your essential tools: rakes, bags for debris, and perhaps a leaf blower. If you're looking to hire help, consider local leaf removal services in East Amherst NY for efficient results.
3. Begin with high ground first. Rake or blow leaves from flower beds and lawns toward the center of open spaces. This technique makes it easier to collect them in one place.
4. Don't forget about perennials—trim back dead stems and foliage to promote healthy growth come springtime.
5. Once you've collected all debris, check gutters and downspouts as well; clear any blockages to prevent water damage during winter rains.
6. Finish off by assessing soil quality if you're planning on planting new grass or bulbs soon. Healthy soil lays the groundwork for a thriving landscape next season!

## Tips for Properly Disposing of Yard Waste

Proper disposal of yard waste is essential for keeping your landscape healthy and eco-friendly. Consider using composting as a sustainable option. It transforms organic material into nutrient-rich soil, benefiting your garden.

If you're not up for composting, check local regulations on yard waste disposal. Many municipalities offer curbside collection services or designated drop-off sites specifically for leaf clean-up and other debris.

Shredding leaves before disposal can also minimize their volume. This makes them easier to handle and speeds up decomposition if you choose to compost.

For larger branches or bulky items, look into professional leaf removal services in East Amherst NY.

They can save time and ensure proper handling of heavy materials while reducing the risk of injury.

Remember, burning yard waste is often prohibited due to environmental concerns and air quality regulations. Always explore safer alternatives when managing your landscape debris.

## Conclusion

Fall is a crucial time for maintaining the health of your landscape. By prioritizing fall cleanup, you set the stage for a thriving garden in spring. The importance of proper **leaf removal services in East Amherst NY** cannot be overstated; it not only enhances the aesthetics of your property but also prevents issues like mold and pests.

Taking advantage of local leaf clean up services can save you time and effort while ensuring that your yard looks its best. With appropriate tools at hand and a step-by-step guide to follow, anyone can tackle this seasonal task with ease.

Don't overlook disposal methods for yard waste as they are essential to keep our environment healthy. Composting or using professional leaf pick up services from **Soil and Seed Landscaping** will help recycle nutrients back into the soil.

So equip yourself with knowledge, gather those necessary supplies, and enjoy nurturing a vibrant outdoor space this autumn season!

**TAGS: FALL CLEANUP, FALL CLEANUP SERVICES**

---

[← Previous Post](#)

Fall clean-up Services and Snow Plowing in Clarence, NY

[Next Post →](#)

Why Fall Cleanup Services in Clarence, NY Are Essential for a Healthy Lawn

---

### ▶ YOU MIGHT ALSO LIKE





## **Embrace the Season: Tips for a Successful Spring Garden Cleanup**

🕒 February 12, 2024



## **Fall clean-up Services and Snow Plowing in Clarence, NY**

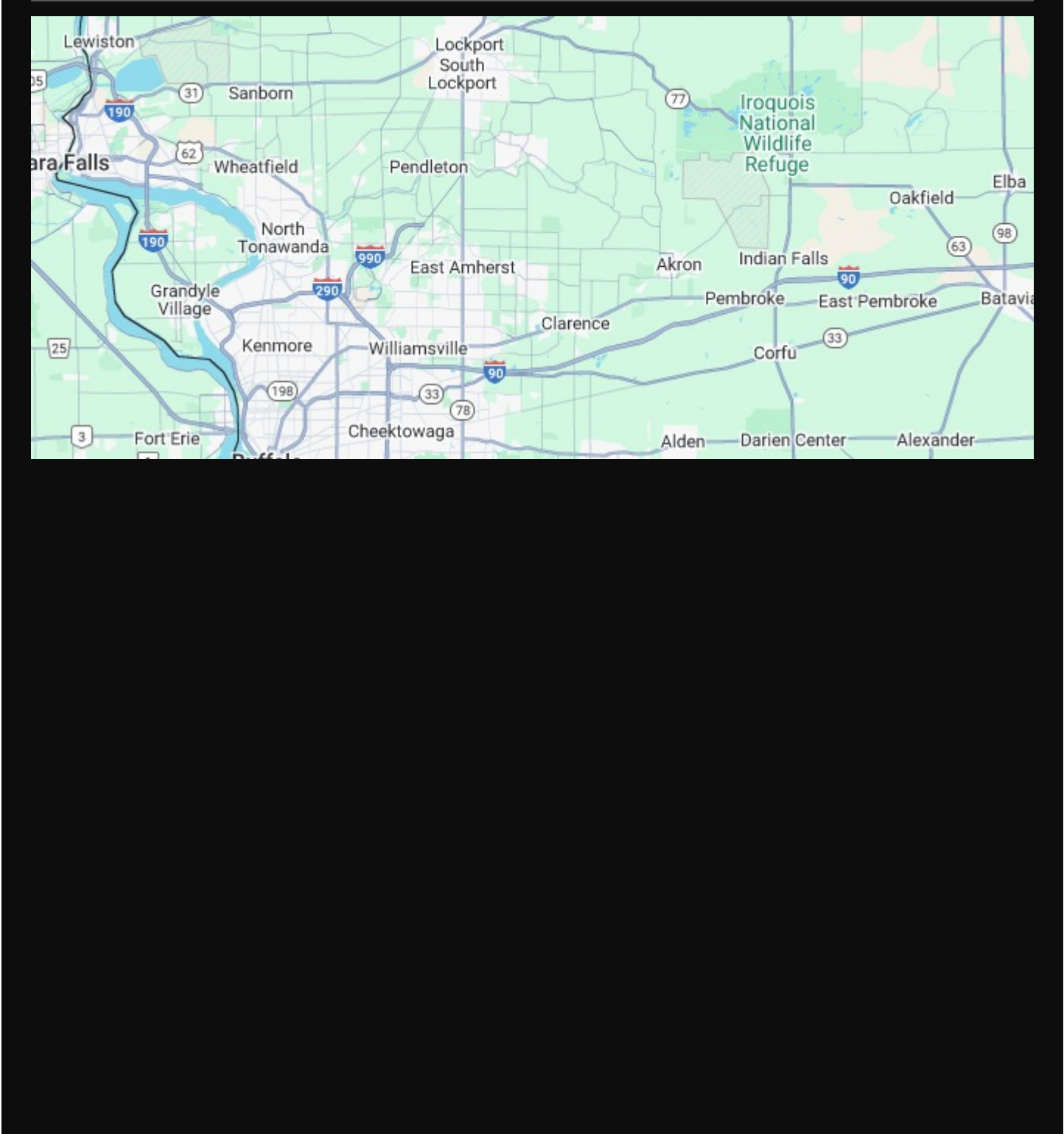
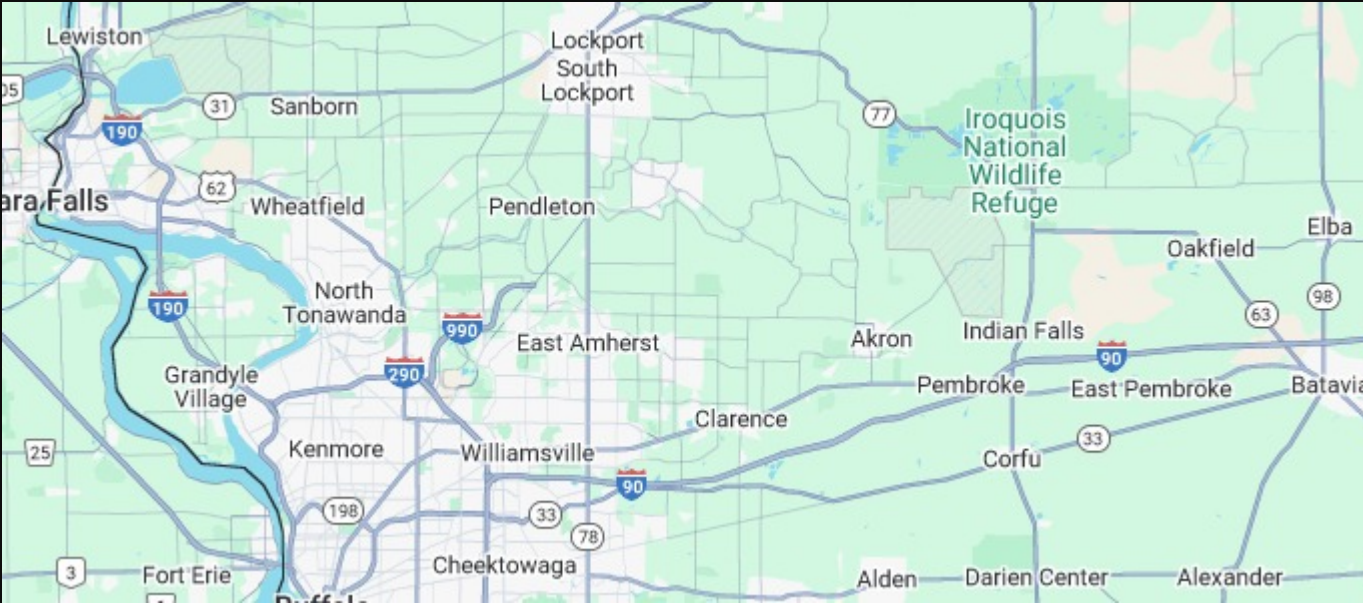
🕒 November 29, 2023





# What You Need To Know About Spring Clean Up And Fall Clean Up

🕒 December 22, 2024




## NEW! Offers

## We Provide


- ▶ Landscape Maintenance
- ▶ Lawn Care
- ▶ Mulch Installation
- ▶ Snow Removal
- ▶ Sod Installation
- ▶ Spring Clean Up
- ▶ Christmas Light Installation


## Quick Link


- ▶ About Us
- ▶ Services
- ▶ Gallery
- ▶ Blog

 [Contact Us](#)

## Address

 716-320-7707

 [sales@sslandscapingny.com](mailto:sales@sslandscapingny.com)

 5369 Marguerites Wy, Clarence, NY 14031

---

© 2022 **SS Landscaping NY**. All rights reserved.

Designed & Developed By Onedizitalz Inc