



AVANTI PALACE

by arihant

ENTRANCE TO HISTORY

ARIHANT[®]
SUPERSTRUCTURES LTD.
CONTINUING STABILITY

Changing
Lifestyle™

With excellence in timely project completion, the crafting of quality spaces, the delivery of a wide range of products, and the assurance of thousands of satisfied customers, ASL stands as a testament to consistently delivering on its commitments. The real estate powerhouse is currently listed on premier stock exchanges such as the NSE and BSE.

29

YEARS

62+

PROJECTS

1CR+

SQ.FT. DELIVERED

12,000+

HAPPY FAMILIES


With 19 ongoing projects and 14,500 flats under construction, ASL is developing additional 1.72 Cr sq.ft. to add to its legacy.

AVANTI PALACE

by arihant

ENTRANCE TO HISTORY

SHILPHATA GROWTH STORY



- Xperia Mall : 1.6 km
- Thane-Belapur Road - 15 mins
- Diva Station - 16 mins
- Eastern Express Highway - 20 mins
- Upcoming Navi Mumbai Airport - 30 mins
- MGM Hospital- 3 mins
- Neon Hospital- 5 mins
- All Business Parks – Max 15 mins
- Guardians School- 2 mins
- Proposed Nilje & Usarghar Railway Station – 2 KM
- Walking distance from metro stations on the upcoming Kalyan-Taloja Metro Link.




THE CHOSEN ADDRESSES, BECAUSE HIGHNESS HATES TO WAIT

AVANTI PALACE

ENTRANCE TO HISTORY

SHILPHATA GROWTH STORY



- **AIROLI KATAI FREEWAY**

The 12 kms long Airoli Katai Naka Freeway will provide direct and quick access to people travelling from Mumbai to Kalyan and Badlapur region

- **METRO FROM TALOJA TO KALYAN VIA SHILPHATA**

Mumbai Metro Line 12 in Mumbai commences its journey at Kalyan East and passes through key stations like Ganesh Nagar, Golavali, and Dombivali MIDC. The line progresses further to Hedutane, Nilje Gaon, and Vadavali before terminating at Taloja




THE CHOSEN ADDRESSES, BECAUSE HIGHNESS HATES TO WAIT

AVANTI PALACE

by arihant

ENTRANCE TO HISTORY

SHILPHATA GROWTH STORY



- CONNECTED TO NAVI MUMBAI AND THANE
- ALL BIZ HUB ARE NEARBY MAX 20 MINS DISTANCE
- 6 LANE KALYAN SHIL ROAD
- PART OF THANE MUNICIPAL CORPORATION




THE CHOSEN ADDRESSES, BECAUSE HIGHNESS HATES TO WAIT

AVANTI PALACE

by arihant

ENTRANCE TO HISTORY

SHILPHATA GROWTH STORY



- VIRAR ALIBAUGH MULTIMODAL CORRIDOR
- MUMBAI-AHMEDABAD BULLET TRAIN
- KALYAN RING ROAD
- MUMBAI NAGPUR SAMRUDDHI HIGHWAY



THE CHOSEN ADDRESSES, BECAUSE HIGHNESS HATES TO WAIT

AVANTI PALACE

by arihant

ENTRANCE TO HISTORY

PROJECT DETAILS

- 7.5 ACRES PROJECT
- HOME WITH OFFICE SPACES
- 6 MAGNIFICENT PALATIAL LIVING 41 & 36 STORIES TOWER
- SHILPHATA'S TALLEST TOWERS
- 1 & 2 BHK LIFESTYLE HOMES
- DOUBLE HEIGHTED ENTRANCE LOBBY
- ONE OF A KIND PALACE THEMES AMENITIES
- GRAND G+2 CLUB HOUSE
- ADVANCE SECURITY AND SURVELLIENCE



by arihant

AVANTI PALACE

ENTRANCE TO HISTORY



Thank
you



by arihant

AVANTI PALACE

ENTRANCE TO HISTORY