


# Mastering Your Qatar Airways Bookings: Tips and Tricks!






# Welcome to Qatar Airways manage booking!

we'll explore **tips** and **tricks** for Qatar Airways bookings. Whether you're a frequent flyer or a first-timer, these insights will help you navigate the booking process with ease and confidence. Let's get started!



## Understanding the Booking Process

The **booking process** with Qatar Airways is straightforward. Start by visiting their official website or app. Make sure to enter your **travel dates**, **destination**, and **passenger details** accurately to find the best options for your journey.






# Finding the Best Deals

To snag the best **deals**, consider booking your flight during **off-peak** seasons or using the **flexible dates** feature. Signing up for their newsletter can also give you access to exclusive **promotions** and **discounts**.



# Managing Your Bookings

Once you've booked, managing your **itinerary** is crucial. Use the Qatar Airways app to easily check your **flight status**, make changes, or add services like **extra baggage** or **meal preferences**. Keeping everything organized will enhance your travel experience.





# Maximizing Your Rewards

Join Qatar Airways' **Privilege Club** to earn **Qmiles** for every flight. Use these miles for **upgrades**, free flights, or other perks. Regularly check your balance and take advantage of special offers to maximize your rewards.





# Conclusion: Travel Smart



By following these **tips** and **tricks**, you can make the most of your Qatar Airways bookings. Remember to stay informed about **updates** and **changes** in policies. Happy travels, and enjoy your journey with Qatar Airways!



# Thanks!



**address = P.O Box 139 Central Islip NY 11722,USA**

**Email = [bookings@flyfairtravels.com](mailto:bookings@flyfairtravels.com)**

**Phone number= +1-800-416-8919**

**Website = <https://www.flyfairtravels.com/airlines/qatar-airways-flights>**

