


BALCONY MAINTENANCE & REPAIR TIPS

Capital Deck & Stair Waterproofing




1. ASSESSING YOUR DECKING

- Visual inspection for rot, cracks, or weakness.
- Check support beams and joists.
- Test sealant effectiveness.

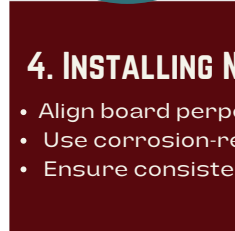
2. GATHERING TOOLS & MATERIALS

- Pry bar, drill, hammer, etc.
- Measure dimensions for decking boards.
- Choose suitable decking material.





3. REMOVING OLD BOARDS

- Lift boards carefully with a pry bar.
- Use a power drill for screws.
- Dispose old boards responsibly.



4. INSTALLING NEW BOARDS

- Align board perpendicular joists.
- Use corrosion-resistant screws.
- Ensure consistent gap spacing.



5. FINISHING & MAINTENANCE

- Apply sealant for protection.
- Install trim boards.
- Regularly inspect for damage.

Maintaining your balcony regularly is crucial for its longevity. By using the right tools and following these pointers, you can keep your outdoor space in top condition. Trust Capital Deck and Stair Waterproofing for expert [balcony repair](#) and maintenance in LA and Orange County.

Call us - 888-508-2966

CAPITALDECKANDSTAIR.COM